

# 2021 Raytheon Technologies MATHCOUNTS National Competition

Monday May 10, 2021

Rank	Student	State	Grade	Rank	Student	State	Grade
1	Marvin Mao	NJ	8	29	Aaron Lin	MO	7
2	Bohan Yao	WA	8	30	Michael Lu	MI	8
3	Liam K. Reddy	UT	6	31	Hongning Wang	WA	8
4	Alexander B. Wang	NJ	7	32	Brandon Xu	SC	7
5	Andrew S. Carratu	NY	8	33	Catherine J. Xu	IA	7
6	Allan Q. Yuan	AL	7	34	Rohan D. Sastry	NY	8
7	Jiahe Liu	MA	7	35	Andrew Y. Xing	FL	8
8	Stephen Q. Yang	GA	8	36	Angeline Zhao	VA	8
9	Yunyi Ling	MD	8	37	Abhinav Krishna	CO	8
10	Kyle Zhang	CT	8	38	Om Patel	IN	8
11	Lawson Wang	CA	7	39	Devin Lim	OH	8
12	Nate Maydanchik	IL	8	40	Aiden A. Wen	TX	7
13	Henry R. Jiang	MI	8	41	Guanjie Lu	TX	6
14	Lerchen Zhong	TX	7	42	Alexander W. Gu	VA	8
15	David Zhang	CA	8	43	Samanyu Ganesh	GA	7
16	Rohan Bodke	CA	8	44	Jeremy J. Li	WI	8
17	Owen J. Zhang	WA	8	45	Johnny H. Yu	AZ	8
18	Angela Liu	CA	8	46	Michael Qian	IN	8
19	Benjamin M. Jeter	AZ	8	47	Jason D. Youm	MD	8
20	Aaron Le	PA	7	48	Ray Zhao	TX	7
21	Andrew Lin	NJ	8	49	Anthony H. Zou	SC	6
22	Ruilin Wang	VA	7	50	Kartik Ramachandrula	WI	8
23	Evan T. Fan	NJ	7	51	Victor Chen	IL	7
24	Sebastian Chase	SS	7	52	Kevin Liu	FL	7
25	Brian Zhang	MI	8	53	Alan Cheng	NC	7
26	Steven Y. Lou	NY	8	54	Emir Naduvil	OH	8
27	Josh Shin	SS	8	55	Vishal Suresh	ID	8
28	Varun Gadi	GA	6	56	Alon Ragoler	WA	8

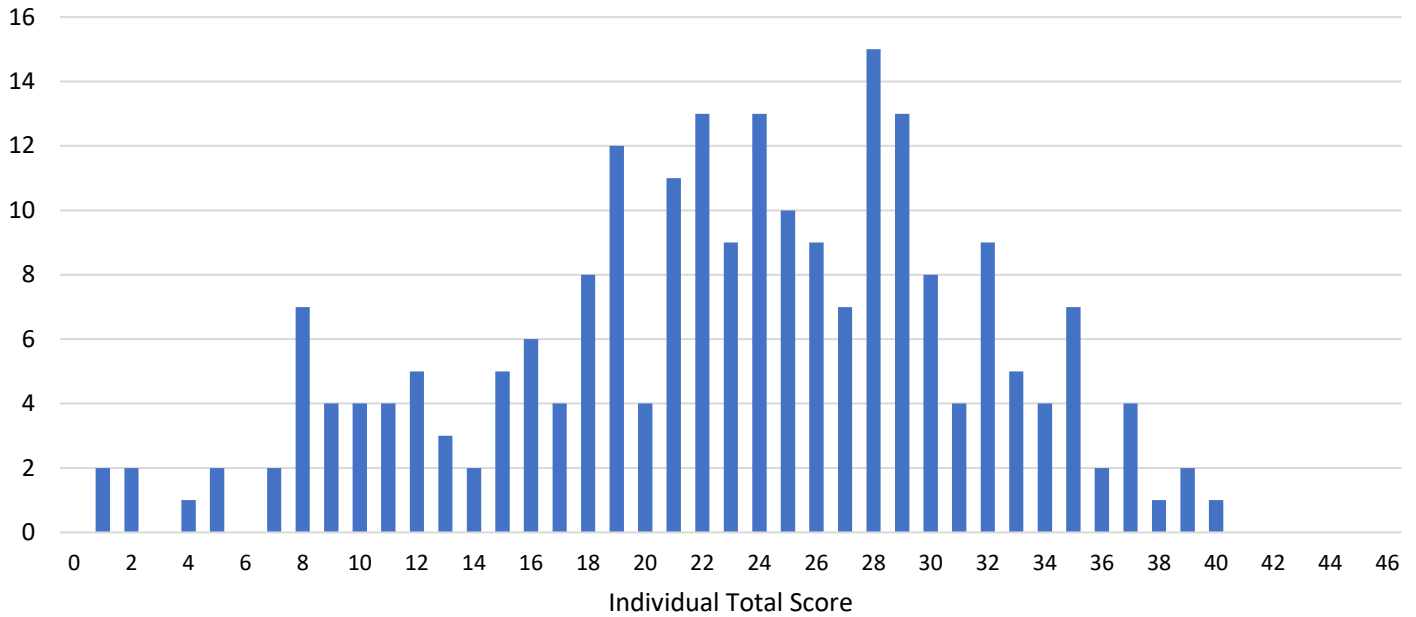
Rank	Team	Rank	Team
1	New Jersey	13	Alabama
2	California	14	Illinois
3	New York	15	Arizona
4	Utah	16	Georgia
5	Washington	17	North Carolina
6	Maryland	18	Iowa
7	Michigan	19	Indiana
8	Massachusetts	20	Missouri
9	Texas	21	Nevada
10	Virginia	22	Ohio
11	State Department	23	South Carolina
12	Pennsylvania		

**Written Competition Champion** - Marvin Mao, New Jersey

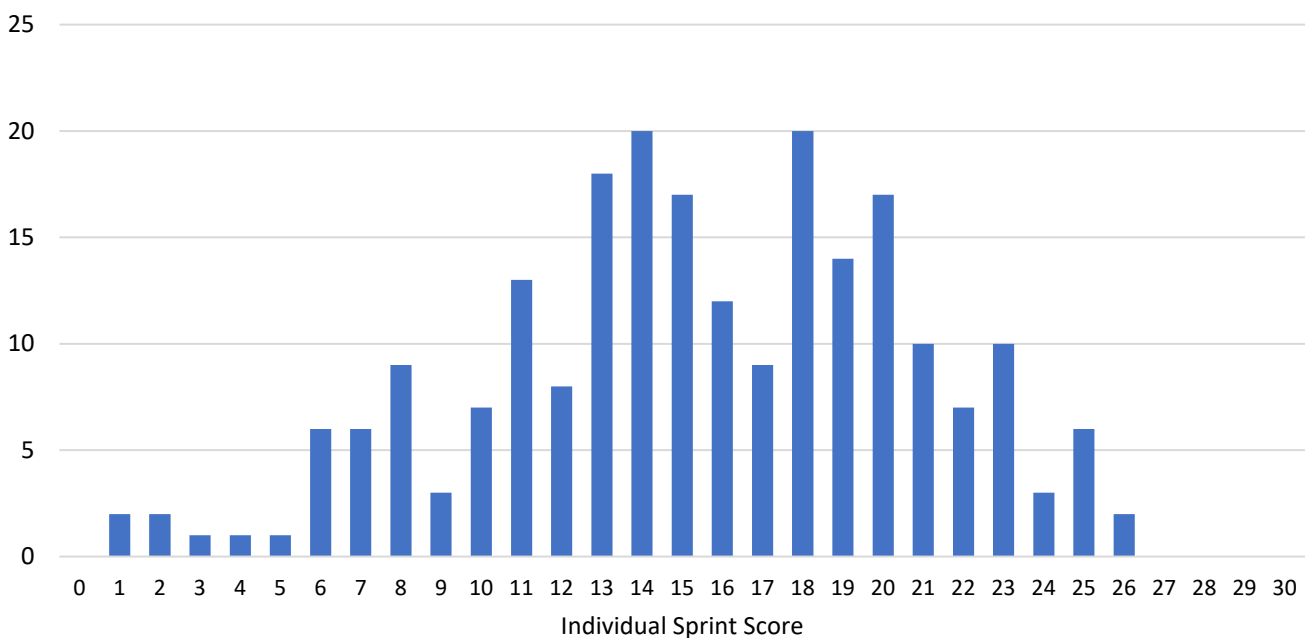
**Written Competition Runner-Up** - Bohan Yao, Washington

	<b>Indiv. Total</b>	<b>Sprint Score</b>	<b>Target Score</b>	<b>Team Total</b>	<b>Team Round</b>
Minimum	1	1	0	8	2
Average	22.80	15.41	7.39	31.38	8.57
Maximum	40	26	14	54	18
Std. Dev.	8.44	5.33	3.57	10.95	4.22

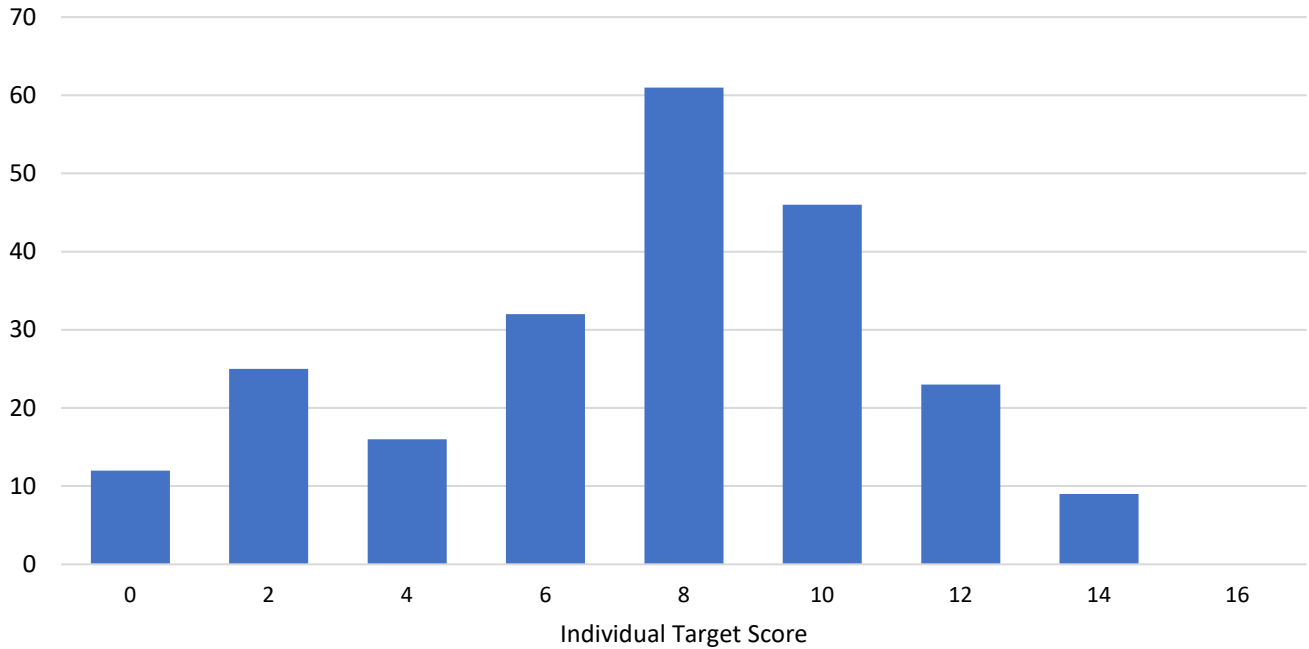
**Number of Students per Individual Score**



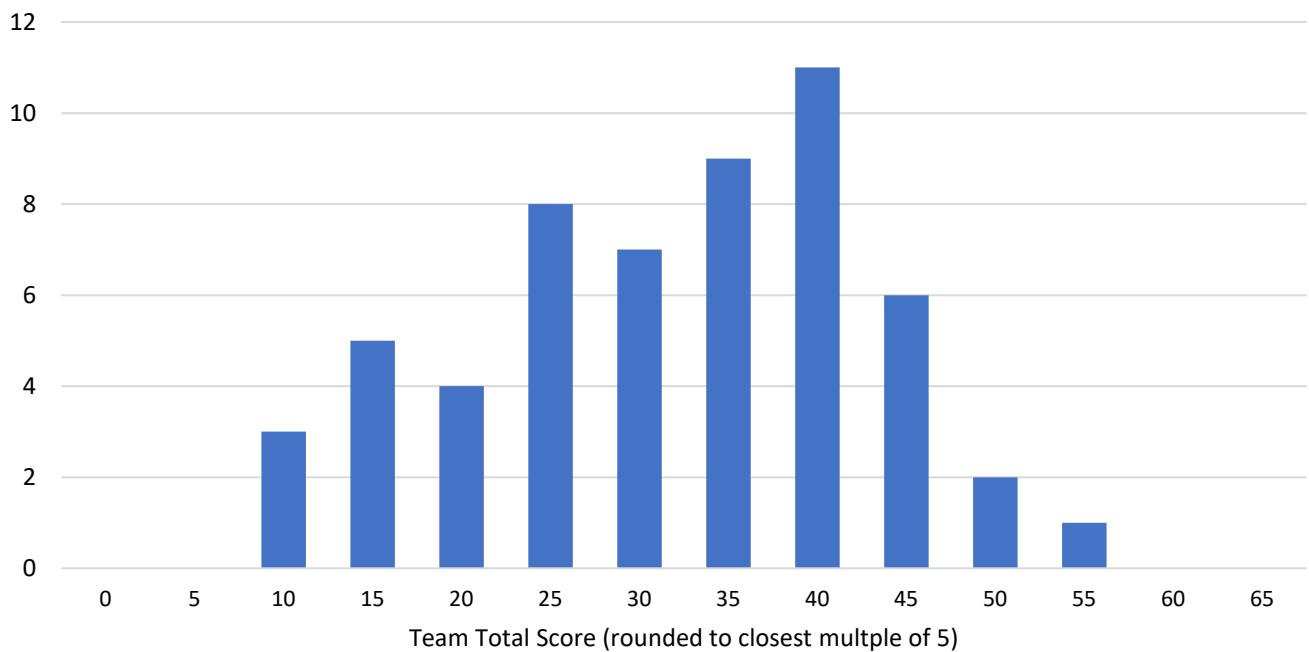
**Number of Students per Sprint Score**



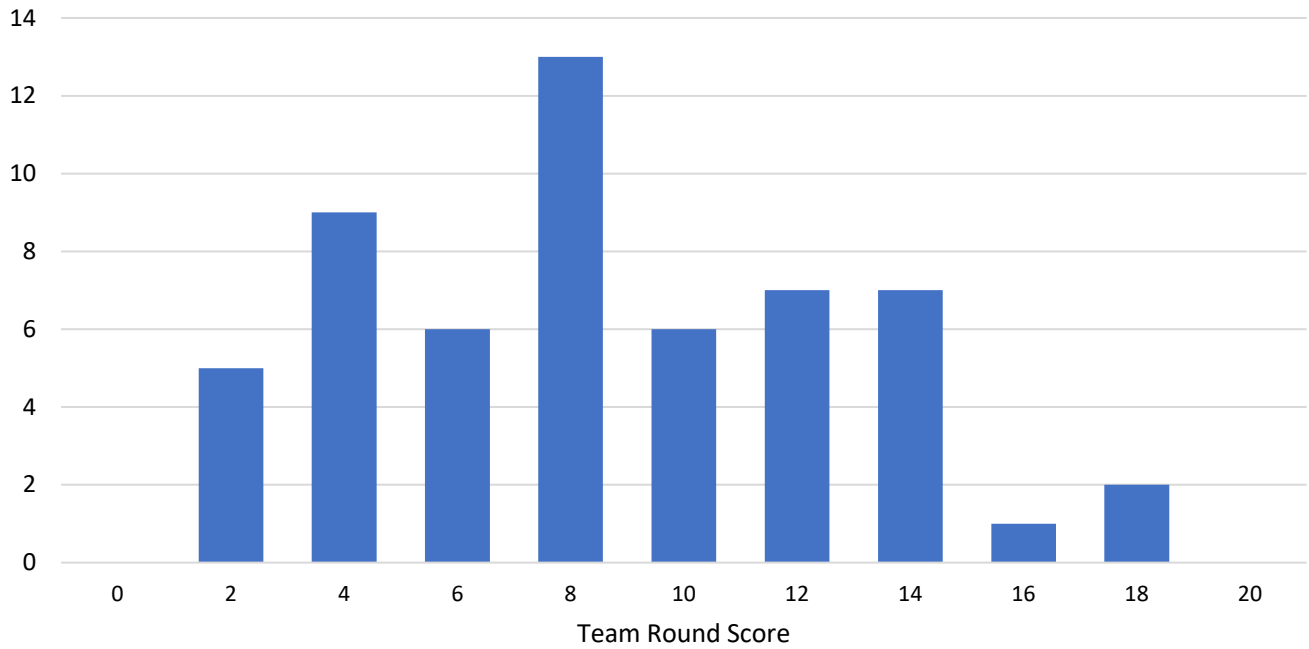
**Number of Students per Target Score**



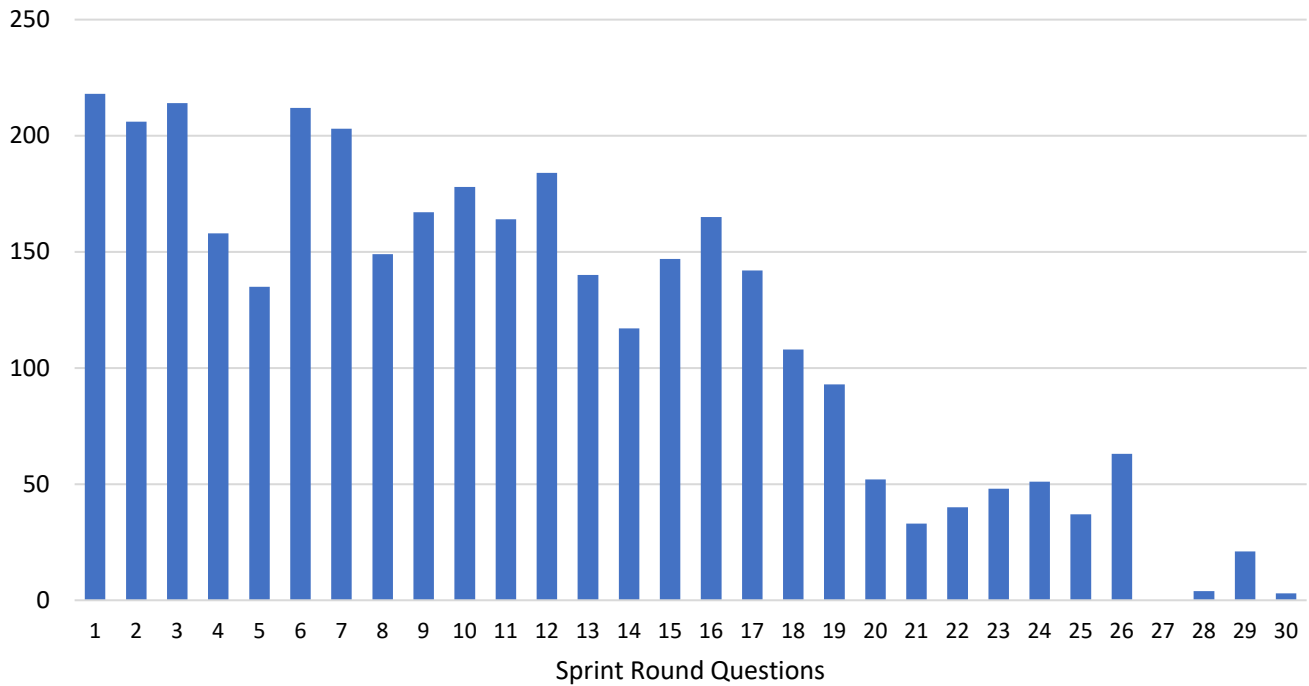
**Number of Teams per Team Score**



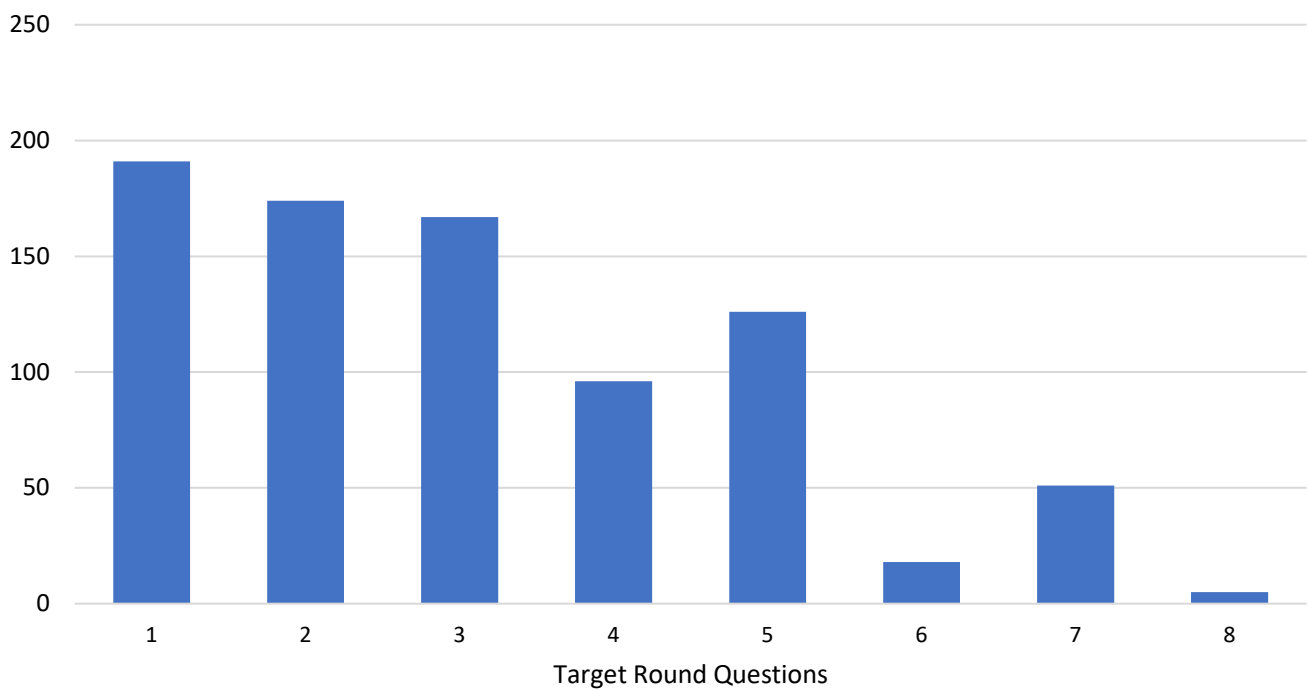
**Number of Teams per Team Round Score**



**Number of Correct Responses**



**Number of Correct Responses**



**Number of Correct Responses**

